



iRoom's iDock Basic

iPad™ Docking Stations



No matter what
your wall looks like,
we have the perfect
docking station!



iRoom's iDock Basic



Matches your room perfectly

iRoom's iDock Basic is the perfect solution for secure storage of your iPad™ – and it looks good too. Our iDock Basic is integrated into the wall. A special flush-mounted socket is used for this purpose. The iDock Basic is then connected to the power supply and inserted into the flush-mounted socket. Done! Now you can place your iPad™ into the docking station; the rechargeable iPad™ battery is automatically charged. Naturally you can also use the iPad™ while it is in the iDock Basic.

Smart

We are particularly proud of the opening mechanism: By activating the proximity sensor, the iPad™ intake automatically changes to the open position, allowing you to insert your iPad™. After ten seconds the iPad™ intake closes again automatically. This will even impress Steve Jobs! And should you at some stage experience a power outage, no problem. The iDock Basic then simply opens automatically and releases the iPad™ so that you can continue using it. As you can see, we've thought about everything.

Contact-friendly

The iDock Basic can also be connected to an external potential-free contact (e.g. switch). This renders new, interesting functions possible, for example:

- Securing the iDock using a keyswitch
- External alarm on removal of the iPad™

Über die interne Composite-Audio-Schnittstelle können Sie sogar Ihre Audio-Anlage mit dem iPad™ verbinden.

Quality from Austria

iRoom's iDock Basic is produced in Austria. The product comes with a two-year guarantee. Please take note of our recommendations and installation instructions in this regard. The iDock Basic and the flush-mounted socket may only be installed by trained professional electricians!





iRoom's iDock Basic

It is also available horizontally ...

Besides the classic vertical format, iRoom's iDock Basic is also available in a horizontal format. The horizontal format is particularly suited for enjoying films, presentations, photos etc. on your iPad™ while it is in the iDock. The choice is yours!

... and in white








We were asked again and again whether our iDock is also available in white. Of course it is. The white iDock is an interesting option for light rooms, because it becomes almost invisible when the iPad™ is not in the dock.



iRoom's iDock is available in vertical and horizontal format.



iRoom's iDock is available in black or white

Variants and their order numbers	iDock  vertical + black	iDock  vertical + white	iDock  horizontal + black	iDock  horizontal + white
Faceplate, piano black 	iDB 0110 HSS	iDB 0120 HWS	iDB 0130 QSS	iDB 0140 QWS
Faceplate, opal white 	iDB 0111 HSW	iDB 0121 HWW	iDB 0131 QSW	iDB 0141 QWW
Faceplate, brushed alu (aluminium) 	iDB 0112 HSA	iDB 0122 HWA	iDB 0132 QSA	iDB 0142 QWA



Each iDock faceplate is available in vertical and horizontal format.

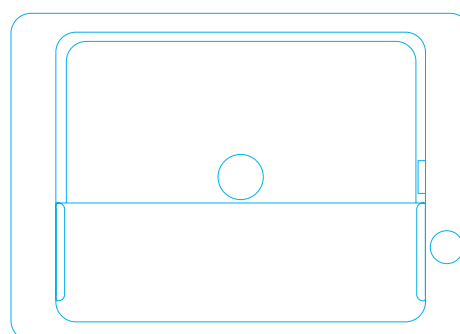
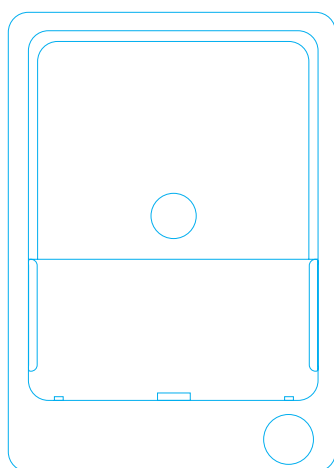


iRoom's iDock Basic



Specifications for iRoom's iDock Basic

Dimensions iDock Basic (W/H/D).....	220,0 / 310,0 / 66,8 mm
Dimension flush-mountet socket (W/H/D).....	214,1 / 304,2 / 70,0 mm
Dimensions cut-out for flush-mounted socket (W/H/D).....	205,0 / 295,0 / 70,0 mm
Voltage supply.....	85-264 V AC, 47-63 Hz / 15 W
Outputs.....	Composite-Audio / RCA
Weight.....	1.700 g
Operating and storage conditions.....	0°C to 35°C
	20%-95% RH non-condensing
Touch Sensor.....	Capacitive proximity sensor
External contact.....	Yes (deactivated on delivery)
Secure-open function.....	Yes (in case of power outage)
Installation position.....	Vertical – max. tilting angle: approx. 3° in all directions



Scope of delivery

iRoom's iDock Basic: white or black; vertical or horizontal format (1 item) • Faceplate: piano black, opal white or brushed alu (1 item) • Plastic scraper (1 item) • Cable tie base for cable tie (1 item) • Cable tie (1 item) • Fixing screws M3 x 20 (4 items) • Fixing screws M3 x 40 (4 items) • Operating instructions (1 item)

To ensure fire protection, please use the following accessories for installing iRoom's iDock Basic: iRoom's iDock flush-mounted socket (iD N310510BB/PV)

